

Advance AquaRide® SE & AXP™ Rider Sweeper-Extractors



Leave the Competition
Standing Behind!



Advance AquaRide® SE & AXP™ Rider Sweeper-Extractors

The Industry's First Rider Extractor Now Offers Onboard AXP™ Detergent System.

If you're using two walk-behind machines to vacuum and extract the same carpet, then consider the time-saving versatility of the Advance AquaRide® AXP™ rider sweeper/extractor. As the industry's first rider extractor, it sweeps and extracts carpets at the same time, increasing productivity while reducing operator fatigue.

The compact AquaRide® extractor will sweep and extract 18,500 square feet of carpet in one pass in one hour...an impressive 400% productivity gain over walk-behind extractors! The rider extractor cleans a 28 inch wide path, yet is able to expertly maneuver

through a standard 36 inch doorway and turn within a 63 inch wide aisle. Dual cylindrical rotating brushes sweep and clean both sides of the carpet, leaving a well-groomed appearance. The AquaRide® extractor features dual-cleaning modes – a low-moisture mode for maintenance or interim cleaning and a restoration mode for deep-cleaning.

The Advance AquaRide® extractor is now available with an on-board AXP™ detergent system. Based on Advance's Smart Solutions™ innovations, the AXP system accurately dispenses detergent at manufacturers' recommended dilution ratios without waste. Unlike wall-mounted dilution systems, the on-board AXP detergent system takes the guesswork out of detergent dispensing. A magnetic control on the AXP detergent cartridge allows for the required dilution ratios to be pre-set. The correct amount of detergent is then mixed with clean water at the time the solution is applied to the carpet, allowing for effective and efficient cleaning results.


The AXP system allows for the use of any brand of detergent, including those that are green-certified. Multiple AXP cartridges can be kept on the shelf, filled and pre-set so there are no hassles when switching detergents during cleaning. Imagine the cleaning convenience and flexibility to switch detergents within seconds, and without having to clean out the solution tank.

The semi-transparent AXP cartridges are reusable and operator-friendly, allowing you to easily spot when refills are needed. The appropriately labeled cartridges are easily transportable to switch detergent types while on the go.

Compact size, open field of vision with ClearView™ sight lines and simple One-Touch™ controls make the Advance AquaRide® SE and AXP easy to maneuver in congested areas.

Ideal Applications Include —

- Airports
- Hospitals/Healthcare Facilities
- Schools and Universities
- Government Buildings and Installations
- Shopping Malls
- Casinos
- Office Buildings
- Hotels and Resorts
- Convention Centers



VALUE FEATURES



One-Touch™ electronic function controls are conveniently located to keep operation simple and safe.



Rugged construction with durable components assures years of reliable performance.



Easy access to batteries and other components assures minimal down time.



Low sound level, 73 dB A, permits operation anywhere, anytime.



The 28 inch brushes and the vacuum shoes are removable without tools for easy daily maintenance.

Comfortable full size operator compartment has excellent field of vision with ClearView™ sight lines

Rugged polyethylene 45 gallon solution tank is crack and dent resistant

Solution tank has **EasyFlow™** drain hose, and the solution feed hose has an in-line filter

Dual vacuum shoes with down pressure enable quick dry times

AquaRide® AXP models have easily accessible detergent cartridges.

One-Touch™ control panel for all scrub functions. Includes all indicators/gauges

Steering column is adjustable for comfort: tilts upright for easy boarding

Side and front exits allow easy access for getting on and off the machine

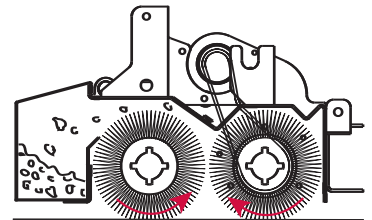


The AXP cartridge is easily accessible.



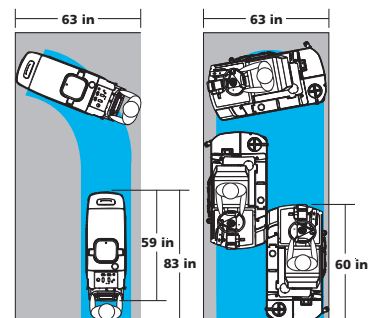
Semi-transparent cartridges are removable for ease of storing and refilling. Slider dilution ratio is variable.

Dual Cylindrical Technology



AquaRide® SE and AXP have dual rotating brushes that sweep and clean both sides of the carpet. A hopper collects the debris.

Superior turning, visual and clearance ability increases productivity where others can't.



Walk-Behind Extractors can't make the turn.

Advance AquaRide® turns easily.

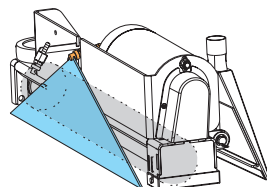
The AquaRide® SE and AXP turn within a 63 inch (160 cm) radius. This improves productivity by allowing AquaRide® to easily clean smaller aisles than all of the competition.



Dual vacuum motors are protected by an anti-foam chamber and easy access vacuum filters which assure optimum air flow.

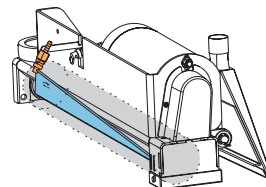
Dual Cleaning Capabilities

1. Restoration Mode



Solution sprays directly into the carpet for deep cleaning.

2. Low Moisture Mode



Solution sprays on brush for maintenance cleaning.

VALUE FEATURES



The AquaRide® AXP™ rider sweeper/extractors ensure accurate detergent dilution ratio regardless of cleaning mode.

Defining Cleaning Innovation...

- Our products are designed using innovative technology that increases productivity and drives down the cost to clean.
- You can get expert service and maintenance for your products by factory-trained personnel around the world, as well as fast parts delivery.
- Maintain peak performance with genuine APA parts.



AquaRide® SE Increases Productivity Up To 400%



AquaRide™ SE cleans 18,500 ft² — sweep and extract!



16 inch Vacuum cleans 3,960 ft² (1/2 hour)



21 inch Extractor cleans 3,960 ft² (1/2 hour)



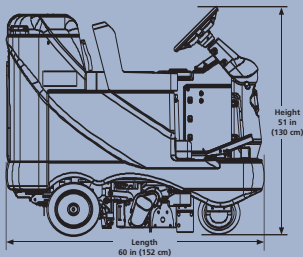
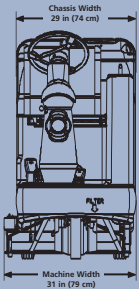
1 hour



1 hour

Technical Specifications

Coverage Rate	Low moisture mode – 18,500 ft ² /hr (1720 m ² /hr) Restoration mode – 8,000 ft ² /hr (745 m ² /hr) Slow low moisture/Fast restoration 10,000 ft ² /hr (930 m ² /hr)
Solution Tank	45 gal (170 L) capacity. rotationally molded polyethylene with drain hose.
Recovery Bladder	25 gal (95 L) capacity. PVC material, equipped with float ball screen and a 36 in (91 cm), long 1.5 in (3.8 cm) diameter drain hose
Waterlift	72 in (183 cm)
Brush Speed	900 rpm
Brush Length	28 in (71 cm)
Vacuum Shoes	2 - 15.5 in (39 cm) self-leveling, stainless steel
Brush System	2 motors at 0.75 hp, 560 watts each
Solution Pump	Low moisture mode – 0.5 gpm (1.9 L/min) at 100 psi Restoration mode – 1.1 gpm (4.1 L/min) at 100 psi
Vacuum Motor	Two 1.0 hp, three-stage bypass, in parallel
Drive System	0.80 hp, 600 watt motor with gear transmission, band brake and dynamic braking.
Power Source	Six 6 V / 238 Ah batteries or Six 6 V / 305 Ah (@ 20 hour rate) batteries
Sound Level	73 dB A @ operator position.
Transport Speed	4.2 ft/min (1.3 m/min)
Construction	Frame and scrub deck are 10 gauge steel which is zinc plated and epoxy powder coated. All components that come in contact with water are stainless steel.
Dimensions	Length – 60 in (152 cm) Height – 51 in (130 cm) Width – 31 in (79 cm)
Weight	Net – 625 lb (283 kg) without batteries Net – 1,165 lb (528 kg) with batteries Shipping – 1,433 lb (649 kg) with batteries and charger.
Optional AXP Specifications	Solution Flow Rates 0.5 gpm (1.9 L/min), 1.1 gpm (4.1 L/min) Dilution Ratios 32:1, 50:1, 64:1, 10:1, 128:1, 150:1, 200:1, 256:1, 300:1 Refillable Cartridge Capacity 1.25 gal (4.75 L)



Specifications are subject to change without notice.



14600 21st Avenue North
Plymouth, MN 55447-3408
www.advance-us.com
Phone: 800-850-5559
Fax: 800-989-6566

396 Watline Avenue
Mississauga, Ontario, Canada L4Z 1X2
www.nilfisk-advance.com
Phone: 800-668-8400 or 905-712-3260
Fax: 800-263-5111 or 905-712-3255