


Industrial Equipment

Industrial Strength Cleaning Solutions



Sweepers
Scrubbers
Sweeper-Scrubbers
Pressure Washers
Wet/Dry Tank Vacuums

Smart cleaning.

A Nilfisk-Advance Brand

 **Advance**
Industrial Cleaning Equipment



An Advance Sweeper for Dust-Free Sweeping

Available in walk-behind and rider models, Advance sweepers prove to be effective in a wide variety of applications and floor surfaces. With sweeping paths ranging from 26 inches (66 cm) to 77 inches (196 cm), there is an Advance sweeper available to fit most applications. The smaller walk-behind sweepers are ideal for getting around warehouse shelving. The ruggedness of the larger rider sweepers make them the perfect solution for indoor or outdoor use and can handle the most extreme applications.

Featuring tools-free maintenance and easy adjustment with operator-friendly controls, product innovations include onboard battery chargers, enhanced dust control filtration, and maintenance-free gel batteries. Propane, gasoline and diesel versions of the larger sweepers are also available. Keeping facilities clean is easy and cost effective with any of the Advance sweepers.



Terra® 26M

Walk-Behind Push Sweeper

- 26 inch sweep path
- Manually operated
- Tools-free adjustable side brooms
- Tools-free adjustable rear main broom
- Dual caster wheels operate in the "clean path" behind side brooms
- Variable handle height
- Handle folds down



Terra® 132B

Walk-Behind Sweepers

- 32 inch sweep path
- Battery operated
- Standard onboard battery charger
- Tools-free removable brushes and hopper
- Rugged construction for carpet or hard floor applications



Terra® 28B

Walk-Behind Sweeper

- 28 inch sweep path
- Maintenance free gel battery standard
- Quiet operation at 59 dB A
- Standard onboard battery charger
- Tools-free removable brooms and hopper
- Rugged, corrosion resistant polyethylene hopper



Terra® 4300B

Rider Sweepers

- 46 inch sweep path, battery operated
- Simple, ergonomic and intuitive operator interface
- 20% gradeability while sweeping
- Rugged construction for carpet or hard floor applications

Advance Exterra® Redefines Power Sweeping

The Advance Exterra® is unsurpassed in indoor and outdoor power sweeping. A 50 inch main broom – the widest in this sweeper class – combined with full time dust controlled dual side brooms, creates an incredible 77 inch sweep path.

On conventional machines, dust is controlled at the main broom and, the side brooms must be raised in open areas to prevent airborne fugitive dust. The Exterra is not a conventional machine. The innovative DustGuard™ System allows for full time use of the dual side brooms by controlling dust along the entire sweep path – including the side brooms. Productivity is then increased by up to 71% compared with conventional sweepers that control dust only at the main broom.

With superior dust control, innovative safety features, low maintenance costs, and ease of operation, the Advance Exterra redefines power sweeping.

Lower Maintenance Costs. This machine utilizes features designed to minimize downtime and maximize efficiency, reliability and longevity. “MaxAccess”™ gives mechanics maximum access to the engine and hydraulic components, not just from one side but from all sides. The Ultra-Web® dust filter filters dust to near H.E.P.A. filtration levels. And a non-corrosive, polyethylene hopper requires little or no maintenance. Other low-maintenance features include a tilt-out hydraulic cooler, a full 170 degree broom door opening, and an integrated, protective 5 mph bumper that won’t rust, even if scratched. In addition, a 4 year parts warranty ensures long-term maintenance costs are kept low.



Terra® 5200B

Rider Sweeper

- 52 inch sweep path, battery operated
- Standard dual, independent, side brooms for maximum productivity
- Hydraulic debris hopper has variable height adjustment up to 54 inches
- Tools-free removable main broom and filter
- 16% gradeability while sweeping



Proterra™

Rider Sweepers

- 51 inch single side broom sweeping path, or 64 inch dual side brooms sweeping path
- DustGuard™ “fog” suppresses dust at side brooms
- MaxAccess™
- Safe, Clear-View™ design
- Analog-logic™ Sweep System Activation
- Power Steering
- Impact Absorbing, Rust-proof Body Structure
- Hopper Safety Arm Engaged from Operator’s Compartment
- Large Comfort Ride Shock Absorbing Pneumatic Tires
- Independent ETL Safety Test and Label
- Liberator™ Variable Frequency Filter Shaker



Exterra®

Rider Sweepers

- 65 inch single side broom sweeping path, or 77 inch dual side brooms sweeping path
- DustGuard™ “fog” suppresses dust at side brooms
- MaxAccess™
- Safe, Clear-View™ design
- Structural roto mold hopper with integrated bumper
- One-Touch™ sweeping
- Foot pedal controls automated sweeping start/stop function
- Power steering
- Impact absorbing body structure
- Interlocking service covers
- Hopper Safety Arm Engaged from Operator’s Compartment
- Large Comfort Ride shock absorbing tires
- Independent ETL safety test and label
- Ultra-Web® dust filter for near H.E.P.A. dust control



Granterra™

Rider Sweepers

- 66 inch single side broom sweeping path, or 78 inch dual side brooms sweeping path
- Heavy-duty all steel construction for total machine protection
- Oversize tires provide a comfortable ride even over the roughest terrain
- Holds 27 cu ft of 4x4s, 2 liter bottles, sand, gravel, paper and more
- Available in gas, L.P. and diesel
- Designed for severe environments




Advance Scrubbers Drive Innovation

Advance produces the most comprehensive line of scrubbers in the world. For over 30 years, Advance has supplied the industry with the toughest and most innovative machines that are built for hours of daily use in the harshest environments. These scrubbers, both walk-behind and rider, offer a solution for a variety of applications on many different floor surfaces. With innovative features such as no-tools interchangeable scrub decks, onboard battery chargers, programmable operator controls, machine self-diagnosis, and countless ergonomic and safety features, Advance continues to set the standard for reliability, productivity, and ease of use.

Available in various cleaning path sizes, from 20 inches (50.8 cm) to 72 inches (183 cm), it takes just one pass for Advance scrubbers to leave floors clean, dry, and ready for traffic. With a variety of sizes, battery options, squeegees and brushes available, Advance has a scrubber to meet your needs.

ecoflex™ system

Several Advance scrubbers are available with EcoFlex™ System which gives operators the flexibility to match the machine's performance to the soil content on the floor – just enough to get the job done. For high-traffic or heavily soiled areas, the EcoFlex System includes a unique “burst of power” feature that temporarily increases the detergent strength, solution flow and brush pressure for deep scrubbing. This eliminates the need for double scrubbing or using a second machine for tough to clean areas.



Adfinity™ X20C & X20D

Walk-Behind Scrubbers

- 20 inch disc or cylindrical scrub paths
- 14.5 gallon solution and recovery tanks
- Smart Solutions™ Flow Rate
- AXP™ Onboard Detergent Dispensing System standard
- Onboard Battery Charger
- Tools-free removal of squeegee and squeegee blades
- Tools-free brush removal



Warrior™ ST & AXP™

Walk-Behind Scrubbers

- Available in 28 and 32 inch disc or cylindrical scrub paths
- 30 gallon solution and recovery tanks
- Tools-free interchangeable scrub decks
- Optional AXP™ Onboard Detergent Dispensing System
- Safe and ergonomic paddle control



Convertamatic® 24C/26D/28C

Walk-Behind Scrubbers

- Available in 24, 26 and 28 inch scrub paths
- 20 gallon solution and recovery tanks
- Smart Solutions™ One-Touch™ scrubbing and programmable operator controls
- AXP™ Onboard Detergent System for enhanced safety, flexibility and productivity
- Tools-free interchangeable cylindrical or disc scrub decks
- Safe and ergonomic paddle control



Adgressor® & Adgressor® with EcoFlex™ System

Rider Scrubbers

- Available in 28, 32, 35 or 38 inch scrub paths
- Optional EcoFlex™ System reduces environmental impact and detergent costs
- Safe, Clear-View™ design
- Rugged design with heavy gauge steel chassis and metal bumper
- Easy to clean recovery tank
- Disc or cylindrical brush decks
- Battery watering system standard on EcoFlex™ System models

ecoflex™ system

Advance Condor™ XL Offers Productivity, Innovation, Safety and Ease of Use in an Optimized Design

The Advance Condor™ XL rider scrubber is the definition of innovative and optimized design. This maneuverable front steer scrubber houses the widest cylindrical scrub deck in its class. This deck's dual counter-rotating cylindrical brushes are capable of sweeping and scrubbing in a single pass. DustGuard™ suppresses and controls dust using a "fog" at the side broom. Using Advance's One-Touch™, the entire scrub system is activated simply by the press of a button.

Four different cleaning systems allow you to customize the scrubber to your facility's needs. Cleaning paths up to 67 inches are available on the Condor XL. This coupled with the efficiently packaged 100 gallon solution tank delivers the capability of cleaning up to 100,000 square feet per tankful under normal scrubbing speeds.

With Advance AXP™ Onboard Detergent Dispensing System, productivity and chemical savings are maximized. When it comes time for maintenance, MaxAccess™ allows a user to access all major systems simply and quickly without the use of tools, including the best-in-class LP bottle exchange.

The Advance Condor XL's design has set the bar in productivity, serviceability, safety, and ease of use.



Condor™ XL

Rider Scrubbers

- Industrial cylindrical scrubber (48 inch), with side scrub (60 inch), dual side sweep (62 inch), or right scrub/left sweep (67 inch)
- One-Touch™ system activation
- Safe, Clear-View™ design
- AXP™ Onboard Detergent Dispensing System
- 100 gallon solution and recovery tank
- Tools-free removable squeegee, brushes and blades
- EasyFlow™ drain hose allows operators control of water flow when dumping recovery tank
- Heavy-duty steel front bumper
- Large poly debris hopper
- MaxAccess™ to engine and hydraulics
- Tilt-out/lift-off recovery tank for easy clean up



Condor™ & Condor™ with EcoFlex™ System

Rider Scrubbers

- Available in 40, 45 or 48 inch disc or cylindrical scrub paths
- Optional EcoFlex™ System reduces environmental impact and detergent costs
- Safe, Clear-View™ design
- UltraFlow™ squeegee system with 100% water recovery leaves floor dry
- One-Touch™ control panel for all scrub functions
- 70 gallon solution and recovery tank
- Steel side skirts with Tools-free adjustment and replacement
- EasyFlow™ drain hose allows operators control of water flow when dumping recovery tank
- Tip-out/Lift-off modular recovery tank
- Battery roll-out maximizes productivity

Sweeper-Scrubbers



Advance Automatic Sweeper-Scrubbers Drive Innovation

The Advance line of sweeper-scrubbers offers an industrial strength solution with unequalled power and maneuverability. These rugged sweeper-scrubbers provide aggressive scrubbing and dust-free sweeping for one-pass, large-area, industrial cleaning. By performing two cleaning tasks in one pass, productivity is significantly increased. With a variety of battery and engine options, the Advance sweeper-scrubbers have raised the standards of industrial floor cleaning.

The Advance Captor® is an all-terrain cleaning machine that functions equally well as a stand alone sweeper, a stand alone scrubber, or a high productivity combination sweeper-scrubber. The Captor features best in class specifications and performance making it the best sweeper-scrubber available.

The Captor® AXP™ scrubber includes all of the features found on the standard Captor® model with the added advantage of AXP™ Onboard Detergent Dispensing System. The AXP™ system increases operator productivity by taking the guesswork out of how much detergent to use. You simply set the AXP rate selector according to manufacturer's recommended dilution rate and you are ready to clean. Plus, you can use any detergent, including those that are green-certified, so there is no need to change your detergent or cleaning routine when using the Captor AXP.



7730

Compact Battery Sweeper-Scrubbers

- Available in 40 inch and 46 inch scrub paths
- Patented Accu-Track™ squeegee system leaves a clean, dry floor even on the tightest turns
- Dynamic, regenerative electric drive motor enhances reliability
- Standard roll-on/roll-off battery changing system offers increased productivity
- Dust-free sweeping removes debris prior to scrubbing



7765

High Capacity Sweeper-Scrubbers

- 54 inch scrub path scrubs up to 70,000 sq ft per hour
- Tilt-out recovery tank makes clean-up fast and easy
- 600 lb of downward scrub brush pressure cleans even the most deeply embedded grime
- Patented Accu-Track™ squeegee system provides a dry floor even on the tightest turns
- Stainless steel solution and recovery tanks are functional in any environment
- Designed for severe environments

Advance Captor® Offers Best in Class Productivity

The Advance Captor® Rider Sweeper-Scrubber line is without rival in value and productivity for sweeper scrubbers in its size class. It delivers superior cleaning results as a standalone sweeper, scrubber or as a highly productive combination sweeper.

The Advance Captor sweeps a 62 inch path and can sweep up to 163,000 square feet per hour. Its 9.2 cubic foot hopper means more time sweeping with less time dumping! And, because the Captor can sweep and scrub in a single pass, it does the work of two machines.

The modular Captor design accommodates scrub deck sizes from 43 to 54 inches. Maximum scrubbing at 4 miles per hour cleans over 95,000 square feet per hour. With its 80 gallon solution and recovery tanks, the largest available for this class of machine, the Advance Captor can scrub longer without dump and refills. Plus, the Advance Captor is available in four power types: Propane, Diesel, Gasoline and Battery. Select the size and power source that best meets your needs.

For superior productivity and cleaning results, the Advance Captor® delivers.



Captor® & Captor® AXP™ Battery 4300B/4800B

Rider Sweeper-Scrubbers

- Quiet, fume and emission-free battery power
- Battery roll-out functionality enables continuous cleaning
- Modular design with 43 and 48 inch scrub paths and 51 or 62 inch sweep path
- Complete sweep system with dust control and high-dump hopper
- Complete scrub system with high capacity tanks
- Largest main broom and sweep path in class
- Largest hopper capacity in class
- Largest tank capacity in class
- Simple, safe and comfortable operator interface with Clear-View™ design
- Tilt-out/lift-out recovery tank for easy clean up
- AXP™ Onboard Detergent Dispensing System



Captor® & Captor® AXP™ 4300/4800/5400

Rider Sweeper-Scrubbers


- Modular design with 43, 48, and 54 inch scrub paths and 62 inch sweep path
- Complete sweep system with dust control and high-dump hopper
- Complete scrub system with high capacity tanks
- Largest main broom and sweep path in class
- Largest hopper capacity in class
- Largest tank capacity in class
- Simple, safe and comfortable operator interface with Clear-View™ design
- Tilt-out/lift-out recovery tank for easy clean up
- Propane, gasoline, and diesel models
- AXP™ Onboard Detergent Dispensing System

Optional Accessories



Advance Options Give You A Custom Fit

No two facilities or cleaning applications are exactly alike. That's why Advance offers a wide assortment of options and accessories to customize the fit of the product to your application. We have the right accessories for your cleaning needs, whether your facility is a distribution center, manufacturer of engine parts or houses 4,000 parked cars on any given day. We also have optional accessories that make cleaning safer and that help to protect your machine investment. For example, you can select accessories that help operators stay protected and securely seated while operating the machine. We even have options that can help you improve productivity. With Advance optional accessories, you can get a customized product for most any cleaning environment that helps facilitate safe operation and increased productivity.*



Comfort and Productivity Optional Accessories

- Headlight kit
- Turn signal kit
- Hindsight camera
- Backup alarm
- Foam filled or solid tires to prevent flats
- Suspension seat
- Litter vac
- Off aisle vacuum wand
- Extended scrub options (recycling systems)
- Cab with AC and heater
- Spray and vacuum tool
- Pre-sweep options
- Battery exchange / roll-out systems
- AXP™ Onboard Detergent Dispensing System



Machine and Operator Protection Optional Accessories

- Safety beacon
- Overhead guard
- Seatbelt
- Tower bumpers
- Hopper thermal sensor
- Fire extinguisher
- Side broom guards
- Engine air filter clog indicator
- Safety beacon



Advance Offers Nilfisk Genuine OEM Parts to Customize & Keep Productivity High

Advance has a full assortment of brooms, brushes and pad holders that are designed for Advance equipment. Our brooms are spin-balanced and manufactured for bristle or wire retention in light cleaning environments to heavy industrial cleaning environments. They are designed for long life, the best long-range value and are the quality you expect from Nilfisk Genuine OEM Parts. Plus, we inventory most parts for same day delivery.

Squeegees designed for Advance scrubbers, wet/dry vacuums and hard floor kits out-perform any competitive substitutes. They are performance-matched, designed for long life and are the best long-range value for your products. Whatever your application, we have a squeegee that can do the job.

Outfit your cleaning equipment with high quality Advance brooms, brushes, pad holders or squeegees for a custom fit that meets your cleaning needs and maximizes equipment productivity.



Sweeper and Sweeper-Scrubber Wear Parts

- Main broom options
- Side broom options
- Dust filters
- Brushes
- Squeegees



Scrubber and Sweeper-Scrubber Wear Parts

- Scarifying kits
- Brush options for any application
- Squeegee options for any application






Advance Pressure Washers and Wet/Dry Tank Vacuums Get the Job Done

Offering a variety of accessories and power source options, Advance pressure washers do the job at any location. Each pressure washer comes complete with a standard hose, gun and wand. Additional optional accessories include a variety of brushes, extension wands, turbo wands and sandblast attachments. Blast away dirt and grime with an Advance pressure washer.

Wet messes, dry dirt, or somewhere in between, the Advance Sprite® Air Scoop™ 16 wet/dry tank vacuum can handle almost any daily cleaning challenge. Used daily in commercial and government buildings, operators count on Sprite® for many years of service.



Sprite® Air Scoop™ 16

Wet/Dry Tank Vacuum

- 16 gal tank capacity
- 24 inch front mount squeegee standard, tools are separate
- 1.3 hp 2 stage motor, waterlift 88 inch, 91 CFM, 73 dB A
- Empty by tip-and-pour or front drain hose, 50 foot cord
- Removable tank for easy cleaning



AdSpray™ 1500A

Pressure Washer

- 2 gpm and up to 1,450 psi
- 2 hp electric motor
- Includes: Hose, spray gun and wand, chemical injector and thermal valve



AdSpray™ 1000XPC

Pressure Washer

- Cart mounted electric pressure washer available with a 1.5 hp electric motor
- 2.2 gpm and up to 1,000 psi
- Handles to 140° F
- Includes: hose, spray gun and wand, chemical injector and thermal valve



Whether developing new equipment, enhancing existing equipment or creating service and maintenance programs, we approach all aspects of development using Advance Total Clean® Technology.

Total Clean® Technology, exclusively from Advance, is an all-encompassing design approach that links the process of designing equipment that cleans better with equipment design that is easier to clean and maintain. The result is a reduced cost of ownership and increased productivity that drives down the cost to clean.

Nilfisk *Genuine OEM Parts*

Keeping your equipment working effectively is essential for superior cleaning. Advance provides manufacturing parts and components through Nilfisk Genuine OEM Parts to help keep your Advance products working at peak performance. OEM parts are designed and built for our machines so they can be counted on to maintain our machines. They are value priced and quality built. By choosing Nilfisk Genuine OEM Parts, you can be certain you're getting the quality part you need for your machine.

Sustainability

Advance's fundamental attitude to the working environment and pollution is in accordance with the first principle of the United Nations conference declaration on Environment and Development (Rio, 1992):

"People are entitled to a healthy and productive life in harmony with nature."

Our environmental policy states, among other things:

- the employees shall have a safe, healthy, motivating and inspiring working environment
- the utilization of resources shall be continuously improved
- our production must be controlled, including development, sourcing and deliveries, in order to minimize environmental impact

We actively participate in manufacturing practices that are environmentally friendly, including:

- recycling and reuse of our rotomold plastic, giving it new use as battery tray housing
- recycling of all metals, aluminum, cardboard and batteries
- efficient lighting in our corporate and manufacturing facilities that use less electricity
- equipment design technology that minimizes the amount of water needed to clean



Advance products are manufactured by Nilfisk-Advance Inc., the world's largest designer and manufacturer of high quality commercial and industrial floor maintenance equipment.

Quality

A quality approach to cleaning is the commitment we make to every one of our customers. Along with each machine comes pride, craftsmanship, innovative technology, professional expertise and an international network of parts, maintenance and service support professionals.

Reducing the Cost to Clean

Every aspect of our business revolves around creating cleaning solutions that generate superior cleaning results, increased productivity and reduces the cost of ownership. The result is superior cleaning products that drive down the total cost of cleaning. The pride we take in production and service will become your pride of ownership when you buy Advance equipment.

At Advance, we are creating Industrial Strength Cleaning Solutions.

14600 21st Avenue North
Plymouth, MN 55447-3408
www.advance-us.com
Phone 800-214-7700
Fax 800-989-6566

240 Superior Boulevard
Mississauga, Ontario, Canada L5T 2L2
www.nilfisk-advance.com
Phone 800-668-8400
Fax 800-263-5111

Ask about our leasing options.

©2010, Nilfisk-Advance, Inc., Printed in U.S.A., Form L1619A 11-23-10



A Nilfisk-Advance Brand

www.advance-us.com/industrial